

BIRD FUNCTIONAL GROUPS CAN REDUCE INSECT PESTS IN OIL PALM SMALLHOLDINGS IN RUPAT ISLAND, RIAU PROVINCE, INDONESIA

DIMAS HARYO PRADANA¹; MUFTI PETALA PATRIA¹; YASMAN¹ and NURUL LAKSMI WINARNI^{2*}

ABSTRACT

Insect pests are one of the causes of yield reduction in oil palm. Birds from adjacent forest remnants can provide pest control services to address this problem. Insect pest control service by birds is available if the ecosystem is functioning with the presence of certain functional groups of birds. Our study aimed to examine bird functional groups that affect the number of insect pests. We assessed the herbivory rate using bird enclosure treatment. We classified birds according to foraging strategy, foraging strata, diet and body mass traits. Our results showed that gleaning, sallying, omnivorous and large body-size birds have a significant negative relationship with herbivory rates. However, there were no significant differences between treatment and control of herbivory rates. Thus, the pest control service by these bird groups is equal to ecosystem disservices from adjacent forest remnants.

Keywords: bird, ecosystem services, functional group, oil palm, pest control.

Received: 24 September 2023; **Accepted:** 6 September 2024; **Published online:** 26 November 2024.

INTRODUCTION

Oil palm plantation expansion is often accused of causing the deforestation of tropical rainforests (Carlson *et al.*, 2012; Stibig *et al.*, 2014). Yield gaps are often used as an argument to expand oil palm plantations that cause deforestation (Soliman *et al.*, 2016). Pests are one of the causes of crop yield reduction. Leaf-eating insect pests can cause a 15%-50% yield reduction in case of complete defoliation. Severe Rhinoceros beetle (*Oryctes rhinoceros*) attacks in young plantations can lead to 20%-50% yield loss. Severe infestation of rat populations that reach >300 individuals per ha can reduce oil production by about 5% in mature plantations (Woittiez *et al.*, 2017).

Common pests in oil palm plantations include nettle caterpillar (*Setora nitens*) (Koh, 2008) and *Setothosea asigna* (Chenon & Agus, 2006), bagworm (Lepidoptera: Psychidae) (Basri *et al.*, 1995; Kamarudin & Wahid, 2010) and rats (*Rattus rattus*) (Abidin *et al.*, 2014). Caterpillars primarily feed on the leaflets (Koh, 2008; Murphy 2007; Sheil *et al.*, 2009) while rats consume the male inflorescences (Puan *et al.*, 2011; Silmi, 2013; Wood & Fee, 2003). In Malaysia, rats are also known to prey on the larva of oil palm pollinating weevil (*Elaeiodobius kamerunicus*), which resides within the male inflorescences (Wood & Fee, 2003).

These pest problems, especially insect pests, can be solved by pest control services provided by birds from remnant forests adjacent to the oil palm plantation. Most of the previous studies in natural and agroecosystems have found that birds reduce the population densities of insects (Whelan *et al.*, 2015). This service has been studied quantitatively by Denmead *et al.* (2017) and Koh (2008). They quantified insect pest control service by measuring the herbivory rate of the oil palm leaflets using bird enclosure treatment. Their studies revealed different results. Koh (2008), who conducted the study in an industrial oil palm plantation complex,

¹ Department of Biology,
Faculty of Mathematics and Natural Sciences,
Universitas Indonesia,
16424, Depok, West Java, Indonesia.

² Research Center for Climate Change-Universitas Indonesia,
Faculty of Mathematics and Natural Sciences,
Universitas Indonesia,
16424, Depok, West Java, Indonesia.

* Corresponding author e-mail: nwinarni@gmail.com

showed that the herbivory rates in bird enclosure treatment were higher than the control group, while Denmead *et al.* (2017), who carried out the study in smallholdings, showed no significant difference. Thus, more studies are needed.

Insect pest control service by forest birds to the oil palm plantations, and ecosystem services in general, is available if the ecosystem functions. The ecosystem will function if bird species with specific functional characteristics or traits are present (Van Bodegom & Price, 2015). On the other hand, certain traits in the ecosystem are affected by environmental conditions (Keddy, 1992; Van Bodegom & Price, 2015). The study on trait-based bird functional groups associated with insect pest control services was conducted by Philippott *et al.* (2009) in coffee and cacao plantations. Their research showed that bird species that forage in the understory and canopy, gleaners, omnivores and tiny sizes were related to the reduction of insect pests. Another study by Luck *et al.* (2012) on apple plantations indicated that bird forage by hawking and sallying have a higher potential to reduce insect pests. Only a few studies on bird functional groups have been done in tropical agroecosystems (Sekercioglu, 2012). Denmead *et al.* (2017) and Koh (2008) studied the insect pest control services in the oil palm plantation but did not study the related bird traits. Understanding the bird traits related to insect pest control services in oil palm plantation is crucial to ensure that the oil palm plantations are managed properly. Therefore, this study investigated the bird functional groups that can potentially decrease the population of insect pests in smallholdings. With this understanding, we can formulate strategies to effectively manage the environmental conditions of smallholdings, ensuring the preservation and sustenance of the identified bird functional groups.

MATERIALS AND METHODS

Our study was conducted in six oil palm smallholdings owned by different independent smallholders in Rupert Island, Riau Province, Sumatra, Indonesia, from 14 September to 14 October 2022. The area of each smallholding spans approximately 2 ha, with distance among them between 1.0 and 17.0 km, except for two smallholdings which were separated by only 0.2 km, as depicted in *Figure 1*. Among the six smallholdings, only three retained adjacent forest remnants, specifically riparian and coastline mangrove forests. The width of these forest remnants averaged around 200 m.

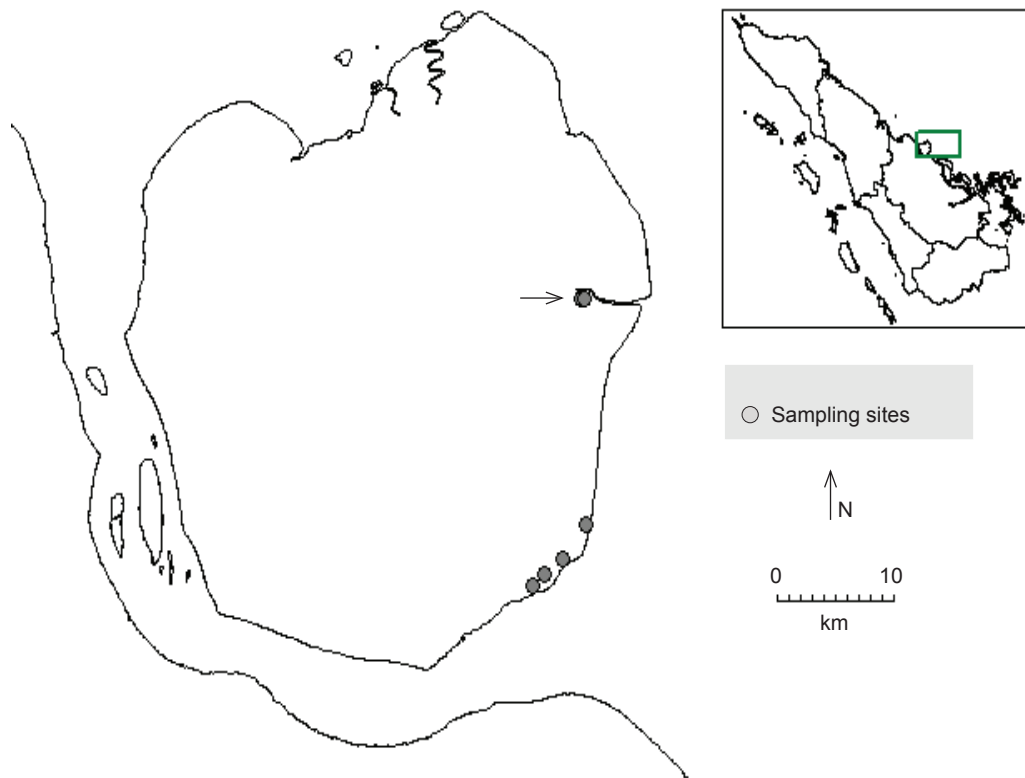
Two bird enclosure treatments and two control groups were set at each smallholding, positioned at 200 m apart. The size of each enclosure was 100 x

100 x 120 cm (length x width x height) and featured a net cage with a mesh size of 2.5 x 2.5 cm. These cages were carefully placed over oil palm seedlings. The control group consisted of oil palm seedlings without protective net cages. The distance between the two treatment types was maintained at 10 m (*Figure 2*). All seedlings were obtained from the same nursery on Rupert Island and had similar height (approximately 1 m) and age (approximately 1 year old). Twenty undamaged leaflets were randomly chosen from each seedling, and their lamina bases were marked using a waterproof permanent marker. After 21-22 days, the marked leaflets were collected and photographed, adhering to the procedures outlined by Koh (2008).

Herbivory rates were measured based on the missing lamina areas using ImageJ (Rasband, 2018). The missing lamina area was quantified per leaflet per day the seedling remained at the sampling site. Since we wanted to look at the direct relationship between the missing lamina area and herbivory rate by insect pest species, we only recorded insect species that perched on the leaflet of the treatment or control seedlings. We did not record the overall insect pest species or count their abundance.

Bird observations were carried out from 06:00-08:00 and 15:00-17:00 hr using point count method (Bibby *et al.*, 1998). Each point count was carried out for 15 min and covered a radius of 50 m, with the bird enclosure treatment as the central point of reference. The distance between points was 200 m. The bird observation for each smallholding was replicated twice on different days and different orders of point. The number of individual bird species observed were recorded. In addition, the foraging strategies and foraging strata observed during surveys were documented.

The recorded bird species were then classified into functional groups based on four distinct traits: Foraging strategies, foraging strata, diet and body size (*Table 1*). This classification of the bird functional group followed the traits used by Philippott *et al.* (2009). Based on observation, birds were classified into three foraging strategy groups: Gleaning, hawking and sallying, following Remsen & Robinson's terminology (Remsen and Robinson, 1990). Bird species observed foraging on the ground or in the understorey were classified as understorey foragers, while those foraging in the mid or upper canopy were classified as canopy foragers. Birds displaying foraging behaviour across all strata or in aerial environments were categorised as all-strata foragers. Bird diets were classified into three: Insectivores, omnivores and carnivores. Moreover, birds' body sizes were classified into four distinct body size groups: Tiny (<15 g), small (15 to <30 g), medium (30 to <60 g) and large (60 to <120 g). The diet and body size classifications were based on Cornell Lab of Ornithology (2022).



Note: Sampling sites which were separated by only 0.2 km.

Figure 1. The location of smallholdings on Rupat Island, Riau Province, Indonesia.



Figure 2. (a) The control, and (b) the bird exclusion treatment at one of the smallholdings.

The Wilcoxon-test was carried out to evaluate significant differences in herbivory rates between the bird enclosure treatment and the control group because the data did not follow normal distribution. Binomial Generalised Linear Mixed Model (GLMM) was used to determine the relationship between bird functional group and herbivory rates. We used binomial GLMM with the missing lamina area as the response variable. The fixed effect was the bird's individual number at each functional group, and the random effects were sampling sites and points. The response variable was the herbivory rates of the control treatment, aiming to assess whether bird access to seedlings led to a reduction in herbivory rates. The statistical analysis was done using R version 4.2.2. (R Core Team, 2022), using the GLMM package (Knudson, 2022).

TABLE 1. BIRD FUNCTIONAL CLASSIFICATION BASED ON FORAGING STRATEGY, FORAGING STRATA, DIET AND BODY SIZE TRAITS

Trait	Functional group
Foraging strategy	Gleaning
	Hawking
	Sallying
Foraging strata	Understorey
	Canopy
	All strata
Diet	Insectivore
	Omnivore
	Carnivore
Body size	Tiny (<15 g)
	Small (15 to <30 g)
	Medium (30 to <60 g)
	Large (60 to <120 g)

RESULTS AND DISCUSSION

We found a total of 10 bird species from all sampling sites with 71 individual birds. The most abundant bird functional group was insectivores. The most prevalent foraging strategy among these birds was hawking, and their preferred foraging stratum encompassed all strata. The dominant body size group among the recorded birds was tiny (Table 2). Similar to this study, Chenon and Agus (2006), in their study on oil palm plantation estates in North Sumatra, also reported the dominance of insectivores and tiny birds. However, their study revealed different dominant foraging strategies and strata, with gleaning and the understorey being prominent, respectively. Furthermore, they found that *Centropus bengalensis* and *Parus major* were consuming one of the essential defoliating pests *S. asigna*. Interestingly, we did not find these two

birds at our sampling sites, but we observed them in the remnant forest adjacent to the smallholdings. The height of the seedlings we used in our treatment and the condition of the smallholdings (the oil palm height ranged from 2-3 m and the understorey was not in a well-developed stage) may explain the dominance of all strata birds in our study. Older smallholdings with taller oil palm and well-developed understorey may attract more canopy and understorey birds.

We found a significant negative relationship between the abundance of gleaning ($z = -2.04$, p -value = 0.04), sallying ($z = -2.25$, p -value = 0.02), omnivorous ($z = -3.84$, p -value = 0.00) and large birds ($z = -3.92$, p -value = 0.00) with missing lamina areas, suggesting the reduction of herbivory rates (Table 3, Figure 3). However, the sampling sites and points as random effects showed significance to the response variable indicating that these factors affect the relationship between bird's functional groups and missing lamina areas (Table 3). Our finding suggested that an increase in the number of these bird functional groups corresponded to a reduction in herbivory on oil palm leaflets. Thus, gleaning, sallying, omnivorous, and large birds provide insect pest control within the oil palm smallholdings. Gleaning birds such as *Acridotheres javanicus* and sallying birds such as *Halcyon smyrnensis* picked food items from a substrate, such as the leaflet of oil palm, although the latter can also pick aerial prey. Moreover, all omnivorous birds at our sampling sites, *Pycnonotus goiavier* and *A. javanicus*, were gleaners, and most of sallying, *H. smyrnensis* and *Todiramphus chloris*, were large birds (Table 2). This explains the negative relationship between the abundance of these bird groups and herbivory rate. On the other hand, most insectivorous birds ($z = 6.79$, p -value <0.01) that occupy all strata ($z = 3.55$, p -value <0.00) and use a hawking foraging strategy ($z = 3.03$, p -value <0.01), which attacks prey items in continuous flight such as *Collocalia esculenta* (Table 2), showed positive relationship with herbivory rates (Table 3, Figure 3), indicating that they could not reduce insect pests on oil palm leaflets. It is worth noting that previous studies on ecosystem services in oil palm plantations, such as those conducted by Denmead *et al.* (2017), Gray and Lewis (2014) and Koh (2008), did not include an analysis of the relationship between bird functional groups and herbivory rates. Gleaning, sallying, omnivorous, and large birds used understorey, canopy and all strata, therefore, heterogeneity of vegetation cover in remnant forests must be preserved (Table 2).

During the survey, one seedling in bird enclosure treatment was heavily damaged by animals and one seedling in control was missing. Consequently, subsequent analyses of herbivory rates can only be done on 22 seedlings, 11 seedlings from each

TABLE 2. FUNCTIONAL GROUP OF BIRD SPECIES FOUND AT THE SAMPLING SITES

Species	Individual number	Functional group			
		Foraging strategies	Foraging strata	Diet	Body size
Glossy Swiftlet (<i>Collocalia esculenta</i>)	42	Hawking	All strata	Insectivore	Tiny
White-throated Kingfisher (<i>Halcyon smyrnensis</i>)	3	Sallying	Understorey	Carnivore	Large
Collared Kingfisher (<i>Todiramphus chloris</i>)	1	Sallying	Understorey	Carnivore	Large
Blue-tailed Bee-eater (<i>Merops philippinus</i>)	2	Sallying	All strata	Insectivore	Medium
Pacific Swallow (<i>Hirundo tahitica</i>)	2	Hawking	All strata	Insectivore	Small
Yellow-vented Bulbul (<i>Pycnonotus goiavier</i>)	8	Gleaning	Canopy	Omnivore	Medium
Ashy Tailorbird (<i>Orthotomus ruficeps</i>)	4	Gleaning	All strata	Insectivore	Tiny
Yellow-bellied Prinia (<i>Prinia flaviventris</i>)	3	Gleaning	Understorey	Insectivore	Tiny
Malaysian Pied-Fantail (<i>Rhipidura javanica</i>)	3	Gleaning	Canopy	Insectivore	Small
Javan Myna (<i>Acridotheres javanicus</i>)	3	Gleaning	Understorey	Omnivore	Large
Total	71				

TABLE 3. RELATIONSHIP BETWEEN BIRD FUNCTIONAL GROUP AND HERBIVORY RATE OF CONTROL SEEDLINGS

Fixed effect	Random effect		Random effect		Random effect			
	z	p-value	Site	Z	p-value	Point	z	p-value
Gleaning	-2.04	0.04	Site	1.60	0.06	Point	2.16	0.02
Hawking	3.03	0.00		1.73	0.04		2.29	0.01
Sallying	-2.25	0.02		1.73	0.04		2.35	0.01
Understorey	-1.44	0.15		1.72	0.04		2.34	0.01
Canopy	-0.97	0.33		1.73	0.04		2.33	0.01
All strata	3.55	0.00		1.73	0.04		2.35	0.01
Insectivore	6.79	0.00		1.73	0.04		2.35	0.01
Omnivore	-3.84	0.00		1.73	0.04		2.35	0.01
Carnivore	-1.55	0.12		1.73	0.04		2.28	0.01
Tiny	1.75	0.08		1.73	0.04		2.31	0.01
Small	-0.24	0.81		1.52	0.06		2.35	0.01
Medium	-1.21	0.23		1.73	0.04		2.34	0.01
Large	-3.92	0.00		1.73	0.04		2.28	0.01

Note: Significant z value (p-value <0.05) appears in boldface.

treatment. The difference between herbivory rates of bird enclosure treatment and control was not significant ($W = 69$, p -value = 0.60) (Figure 4). Our result was similar to the previous study carried out in oil palm smallholdings by Denmead *et al.* (2017), which also found no significant difference between herbivory rates in bird enclosure treatment and control groups, while Koh (2008)

which conducted the study in industrial oil palm plantation found significant difference. Interestingly, the local farmers in our sampling sites reported that insect pests are not a significant problem in their plantations. These findings suggested that insect pest control service by gleaning, sallying, omnivorous and large birds is equal to ecosystem disservices stemming from

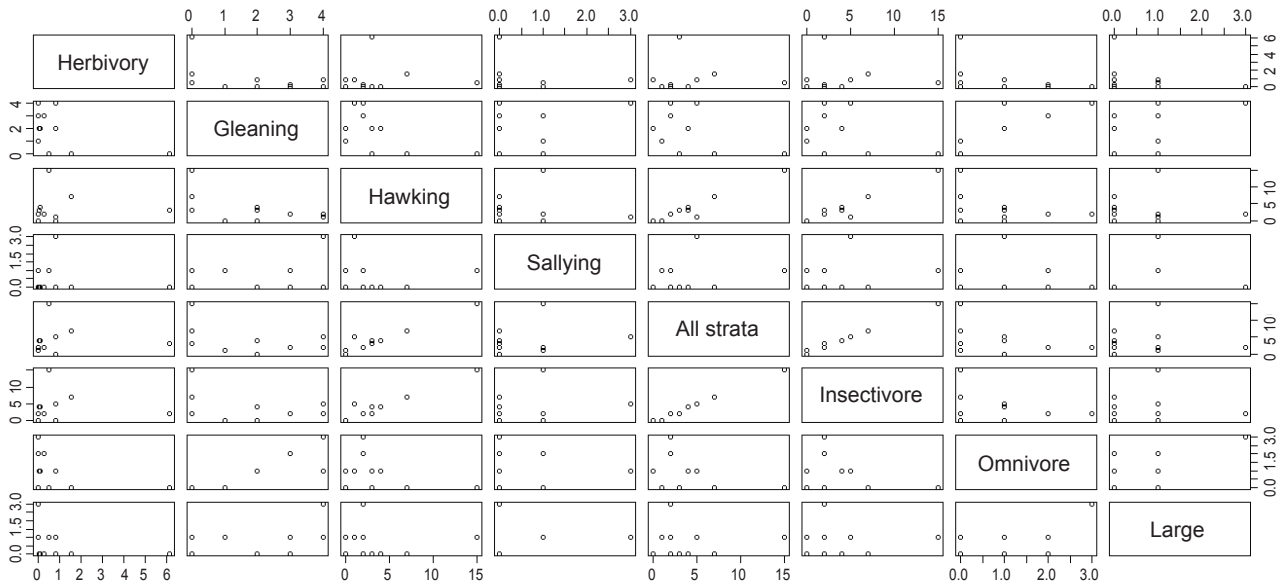


Figure 3. Relationship between herbivory rates and abundance of bird functional groups. Only significant relationships are shown.

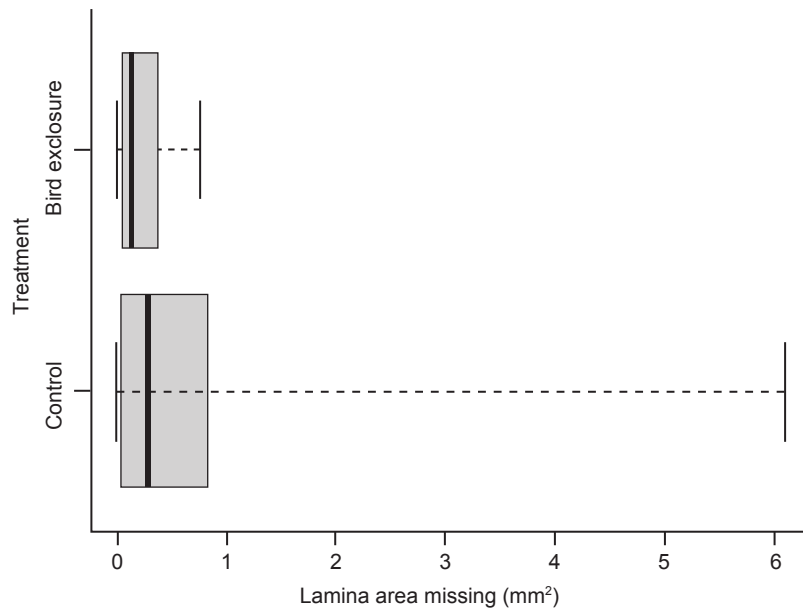


Figure 4. Herbivory rates of bird enclosure treatment and control groups.

adjacent forest remnants, such as spill-over of insect pests (Edwards *et al.*, 2014). Insect species with high dispersal ability and little or no response to forest edge can disperse from the forest to adjacent oil palm plantations. For example, certain butterfly species can disperse from forest remnants to oil palm plantations (Lucey & Hill, 2012). In this study, forest patches may be the source habitat of oil palm insect pests. We also found an indication that the understorey of the oil palm smallholding is also the source of insect pests. The herbivory rates of oil palm smallholding which had high understorey coverage, such as sampling unit 8, was higher than smallholding that had low coverage, such as sampling unit 11. However, we did not measure the

understorey coverage. Further study is needed to examine this relationship.

CONCLUSION

Our study investigated the role of bird enclosure treatments in mitigating herbivory rates on oil palm seedlings in independent smallholdings. Although we initially observed a reduction in herbivory rates associated with gleaning, sallying, omnivorous and large body size birds, our subsequent analysis did not reveal a statistically significant difference between the bird enclosure treatment and the control group.

These findings are consistent with previous research in similar oil palm smallholdings, which also failed to identify a significant impact of bird exclosure on herbivory rates. Moreover, local farmers reported that insect pests were not a significant concern in their smallholdings, suggesting that the ecosystem services provided by gleaning, sallying, omnivorous and large birds may be comparable to any potential disservices originating from adjacent forest remnants.

The study highlights the complexity of ecological interactions in agricultural landscapes. While the presence of gleaning, sallying, omnivorous and large body size birds may provide natural pest control benefits, other factors such as habitat connectivity and the specific pest species involved, can influence the effectiveness of this service. Further investigations into the dynamics of bird-insect-plant interactions in different contexts are warranted to better understand and harness the potential of birds as agents of pest management in agricultural settings.

ACKNOWLEDGEMENT

This study was funded by Universitas Indonesia Hibah PUTI Q2 (Grant number NKB-1297/UN2.RST/HKP.05.00/2022). We thank Nurcahyo Edi Sarwono and Pariman who helped us during the fieldwork. We also thank two anonymous reviewers who provided valuable comments to our previous manuscript.

REFERENCES

- Abidin, C. M. R. Z., Hamid, N. H., & Noor, H. M. (2014). Observations of the diet of Black-winged Kite *Elanus caeruleus* in the oil-palm plantations of the Sahabat area, Sabah, Borneo, Malaysia. *BirdingASIA*, 22, 55–57.
- Basri, M. W., Norman, K., & Hamdan, A. B. (1995). Natural enemies of the bagworm, *Metisa plana* Walker (Lepidoptera: Psychidae) and their impact on host population regulation. *Crop Protection*, 14(8), 637–645. [https://doi.org/10.1016/0261-2194\(95\)00053-4](https://doi.org/10.1016/0261-2194(95)00053-4)
- Bibby, C., Jones, M., & Marsden, S. (1998). *Expedition field techniques: Birds surveys*. Expedition Advisory Centre Royal Geographical Society.
- Carlson, K. M., Curran, L. M., Ratnasari, D., Pittman, A. M., Soares-Filho, B. S., Asner, G. P., Trigg, S. N., Gaveau, D. A., Lawrence, D., & Rodrigues, H. O. (2012). Committed carbon emissions, deforestation, and community land conversion from oil palm plantation expansion in West Kalimantan, Indonesia. *Proceedings of the National Academy of Sciences*, 109(19), 7559–7564. <https://doi.org/10.1073/pnas.1200452109>
- Chenon, R. D. D., & Agus, S. (2006). Ecological observations on diurnal birds in Indonesian oil palm plantations. *Journal of Oil Palm Research, (Special Issue)*, 122–143.
- Cornell Lab of Ornithology. (2022). *Birds of the World*. Retrieved August 10, 2023, from <https://birdsoftheworld.org/bow/home>
- Denmead, L. H., Darras, K., Clough, Y., Diaz, P., Grass, I., Hoffmann, M. P., Nurdiansyah, F., Fardiansah, R., & Tschardtke, T. (2017). The role of ants, birds and bats for ecosystem functions and yield in oil palm plantations. *Ecology*, 98(7), 1945–1956. <https://doi.org/10.1002/ecy.1882>
- Edwards, F. A., Edwards, D. P., Sloan, S., & Hamer, K. C. (2014). Sustainable management in crop monocultures: The impact of retaining forest on oil palm yield. *PLoS ONE*, 9(3), e91695. <https://doi.org/10.1371/journal.pone.0091695>
- Gray, C. L., & Lewis, O. T. (2014). Do riparian forest fragments provide ecosystem services or disservices in surrounding oil palm plantations? *Basic and Applied Ecology*, 15(8), 693–700. <https://doi.org/10.1016/j.baae.2014.09.009>
- Kamarudin, N., & Wahid, M. B. (2010). Interactions of the bagworm, *Pteroma pendula* (Lepidoptera: Psychidae), and its natural enemies in an oil palm plantation in Perak. *Journal of Oil Palm Research*, 22(1), 758–764.
- Keddy, P. A. (1992). Assembly and response rules: Two goals for predictive community ecology. *Journal of Vegetation Science*, 3(2), 157–164. <https://doi.org/10.2307/3235676>
- Knudson, C. (2022). *Generalized Linear Mixed Models via Monte Carlo likelihood approximation [R package GLMM version 1.4.4]*. Retrieved September 26, 2023 from <https://CRAN.R-project.org/package=glmm>
- Koh, L. P. (2008). Birds defend oil palms from herbivorous insects. *Ecological Applications*, 18(4), 821–825. <https://doi.org/10.1890/07-1650.1>
- Lucey, J. M., & Hill, J. K. (2012). Spillover of insects from rain forest into adjacent oil palm plantations. *Biotropica*, 44(3), 368–377. <https://doi.org/10.1111/j.1744-7429.2011.00824.x>

- Luck, G. W., Lavorel, S., McIntyre, S., & Lumb, K. (2012). Improving the application of vertebrate trait-based frameworks to the study of ecosystem services. *Journal of Animal Ecology*, 81(5), 1065–1076. <https://doi.org/10.1111/j.1365-2656.2012.01974.x>
- Murphy, D. J. (2007). Future prospects for oil palm in the 21st century: Biological and related challenges. *European Journal of Lipid Science and Technology*, 109(4), 296–306. <https://doi.org/10.1002/ejlt.200600229>
- Philpott, S. M., Soong, O., Lowenstein, J. H., Pulido, A. L., Lopez, D. T., Flynn, D. F. B., & DeClerck, F. (2009). Functional richness and ecosystem services: bird predation on arthropods in tropical agroecosystems. *Ecological Applications*, 19(7), 1858–1867. <https://doi.org/10.1890/08-1928.1>
- Puan, C. L., Goldizen, A. W., Zakaria, M., Hafidzi, M. N., & Baxter, G. S. (2011). Absence of differential predation on rats by Malaysian barn owls in oil palm plantations. *Journal of Raptor Research*, 45(1), 71–78. <https://doi.org/10.3356/jrr-10-18.1>
- R Core Team (2022). *R: A language and environment for statistical computing*. R Foundation for Statistical Computing. Retrieved January 30, 2023, from <https://www.r-project.org/>
- Rasband, W. S. (2018). *ImageJ version 1.52a*. Retrieved September 5, 2019, from <https://imagej.nih.gov/ij/>
- Remsen, J. V., & Krobinson, S. (1990). A classification scheme for foraging behavior of birds in terrestrial habitats. *Studies in Avian Biology*, 13, 144–160.
- Sekercioglu, C. H. (2012). Bird functional diversity and ecosystem services in tropical forests, agroforests and agricultural areas. *Journal of Ornithology*, 153(S1), 153–161. <https://doi.org/10.1007/s10336-012-0869-4>
- Sheil, D., Casson, A., Meijaard, E., van Noordwijk, M., Gaskell, J., Sunderland-Groves, J., Wertz, K., & Kanninen, M. (2009). *The impacts and opportunities of oil palm in Southeast Asia: What do we know and what do we need to know?* (Occasional paper no. 51). CIFOR.
- Silmi, M., Mislan, Anggara, S., & Dahlen, B. (2013). Using leopard cats (*Prionailurus bengalensis*) as biological pest control of rats in a palm oil plantation. *Journal of Indonesian Natural History*, 1(1), 31–36.
- Soliman, T., Lim, F. K. S., Lee, J. S. H., & Carrasco, L. R. (2016). Closing oil palm yield gaps among Indonesian smallholders through industry schemes, pruning, weeding and improved seeds. *Royal Society Open Science*, 3(8), 160292. <https://doi.org/10.1098/rsos.160292>
- Stibig, H., Achard, F., Carboni, S., Raši, R., & Miettinen, J. (2014). Change in tropical forest cover of Southeast Asia from 1990 to 2010. *Biogeosciences*, 11(2), 247–258. <https://doi.org/10.5194/bg-11-247-2014>
- Van Bodegom, P. M., & Price, T. (2015). A traits-based approach to quantifying ecosystem services. In J. A. Bauma & P. J. H. van Beukering (Eds.), *Ecosystem services: From concept to practice* (pp. 40–64). Cambridge University Press.
- Whelan, C. J., Şekercioğlu, Ç. H., & Wenny, D. G. (2015). Why birds matter: From economic ornithology to ecosystem services. *Journal of Ornithology*, 156(S1), 227–238. <https://doi.org/10.1007/s10336-015-1229-y>
- Woittiez, L. S., Van Wijk, M. T., Slingerland, M., Van Noordwijk, M., & Giller, K. E. (2017). Yield gaps in oil palm: A quantitative review of contributing factors. *European Journal of Agronomy*, 83, 57–77. <https://doi.org/10.1016/j.eja.2016.11.002>
- Wood, B. J., & Fee, C. G. (2003). A critical review of the development of rat control in Malaysian agriculture since the 1960s. *Crop Protection*, 22(3), 445–461. [https://doi.org/10.1016/s0261-2194\(02\)00207-7](https://doi.org/10.1016/s0261-2194(02)00207-7)