

# CONSERVATION OF PREDATORY ANTS *Myopopone castanea* SMITH (HYMENOPTERA: FORMICIDAE) IN AN OIL PALM PLANTATION IN NORTH SUMATERA

MARYANI CYCCU TOBING<sup>1\*</sup>; LISNAWITA<sup>1</sup> and WIDIHASTUTY<sup>2\*</sup>

## ABSTRACT

The predatory ant, *Myopopone castanea* Smith, F. (Hymenoptera: Formicidae) has been reported as a natural enemy for the oil palm pest, *Oryctes rhinoceros* Linnaeus (Coleoptera: Scarabaeidae). This study aims to determine the distribution of the predatory ants among selected oil palm *Elaeis guineensis* Jacq. (Arecales: Areaceae) plantations of North Sumatra Province. The presence of *M. castanea* colonies was conducted by checking several fallen and rotting oil palm trunks. Conservation efforts to ensure a sustainable ant population were made by inserting *M. castanea* colonies into each of the two deteriorating palm trunks, which were identified as sustainable habitats for the ants. The palm trunks were placed at the frond stacks and trunk heaps and kept in the open field for five days. It was discovered that *M. castanea* colonies, with variable ant counts in each colony, are present on several oil palm plantations. The results indicated that the frond stacks contained more dead prey and ants than the trunk heaps. Since ants do not have a preferred habitat for nest-building, rearing the ant colonies in the frond stacks should provide a higher population of ants compared to the trunk heaps.

**Keywords:** conservation, *Myopopone castanea*, oil palm plantation, *Oryctes rhinoceros*.

**Received:** 25 January 2024; **Accepted:** 17 January 2025; **Published online:** 28 March 2025.

## INTRODUCTION

The African oil palm *Elaeis guineensis* Jacq. (Arecales: Areaceae) is planted in the tropics of Southeast Asia, the African continent, and the Americas (Brazil, Columbia, Costa Rica) (Cheng *et al.*, 2019; Danylo *et al.*, 2021; Tan *et al.*, 2009). Oil palm plantations are mainly found in Indonesia, with an area reaching 16,883 million hectares in 2021 and

crude palm oil (CPO) production at 45.10 million tonnes (Badan Pusat Statistik, 2022). Currently, Indonesia is the largest CPO producer in the world. It is imperative to manage oil palm cultivation in compliance with the principles set forth by the Roundtable on Sustainable Palm Oil (RSPO) to attain maximum yields in oil palm production (Köhne, 2014; Webber & Atchanah, 2015). This comprehensive management approach includes addressing various factors such as reducing the use of chemical fertilisers and pesticides (Wood & Norman, 2019a; 2019b) utilising empty oil palm fruit bunches to improve soil structure, and incorporating flowering plant cultivation to increase arthropod diversity; practices that exemplify a sound agroecosystem management in oil palm plantations (Bessou *et al.*, 2017).

The management of ecosystems within the oil palm plantations includes a variety of conservation initiatives, with a focus on preserving the natural

<sup>1</sup> Program Study of Agrotechnology, Agriculture Faculty, Universitas Sumatera Utara, Jl. Dr. A. Sofyan No. 3, Padang Bulan, Medan 20155, Indonesia.

<sup>2</sup> Program Study of Agrotechnology, Agriculture Faculty, Universitas Muhammadiyah Sumatera Utara, Jl. Mukhtar Basri No. 3, Medan Indonesia.

\* Corresponding author e-mail: [widihastuty@umsu.ac.id](mailto:widihastuty@umsu.ac.id); [cyccu@usu.ac.id](mailto:cyccu@usu.ac.id)

enemies which are native to these environments. According to Nurdiansyah *et al.* (2016), conservation of natural enemies is a critical biological control technique used to regulate pests in oil palm plantations. According to Rizali *et al.* (2019), effective habitat management practices are critical for ensuring the viability and persistence of these natural enemies. One notable habitat management strategy involves the strategic planting of diverse flowering plants alongside oil palm plantation thoroughfares. This intentional inclusion of flowering plants serves the dual purpose of providing nectar as a sustenance source for natural enemies, particularly parasitoids, as demonstrated by Dislich *et al.* (2017) and Tawakkal *et al.* (2019), and also as refugia plants (Mokoginta & Mohamad, 2022).

Biological control is the best and most environmental friendly alternative method to control pests and plant diseases. Many biological control agents that are being widely carried out for *Oryctes rhinoceros* pest, include the use of entomopathogens, such as *Metarhizium anisopliae* (Fauzana *et al.*, 2020; Indriyanti *et al.*, 2017; Suryanto, 2020), *Bacillus thuringiensis* (Pujiastuti *et al.*, 2022), *Beauveria bassiana* (Indriyanti *et al.*, 2021; Nasution *et al.*, 2018), and *Baculovirus oryctes* (Rahayuwati *et al.*, 2020).

Ants have long been recognised as one of the predators of many plant pests. *Oecophylla smaragdina* Smith. (Hymenoptera: Formicidae) is also a potential predator in controlling oil palm leaf-eating pests (Exélis *et al.*, 2024). Falahudin (2013) stated that this ant can prey on the nettle caterpillar pest (*Setora nitens*) while Pierre and Idris (2013) explained that this ant is also a predator of the bagworm pest

*Pteroma pendula*. In addition, other ant species that can be predators in oil palm plantations are *M. castanea* ants. This ant is a predator of *O. rhinoceros* larvae (Widihastuty, 2020). While these ant colonies are commonly observed in the smallholder plantations in the Binjai region, their prevalence in various private or state-owned plantations (PTPN) has not been thoroughly investigated (Susanti *et al.*, 2017; Widihastuty *et al.*, 2019). *M. castanea* ants typically establish colonies in decaying logs or fallen oil palm trunks infected with *Ganoderma*. The larvae and pupae of *O. rhinoceros* also live in piles of rotting organic material including fallen rotting oil palm trunks. The goal of this study is to look into the presence of the predatory ant *M. castanea* in oil palm plantations, towards implementing conservation measures to protect its presence within the plantation areas.

## MATERIALS AND METHODS

### Study Sampling Site

This investigation was carried out across various oil palm plantations located in various districts and cities throughout the Indonesian province of North Sumatra. The research focused on rotting oil palm trunks as the ants' nest within these plantations (Figure 1), and the exploratory method to detect the presence of *M. castanea* ants involved chopping, sectioning and dismantling the oil palm trunks. The validity of the *M. castanea* species was confirmed and identified at the Biological Research Center LIPI Bogor.



Figure 1. (a) The palm trunk stump as a nest, (b) colonies *M. castanea* in the nest and (c) ants feeding hemolymph of *O. rhinoceros* larvae.

When an ant colony was identified within the oil palm trunk, a specialised measuring device was used to assess the abiotic conditions within the ant nest, which included the temperature, humidity and pH levels. The abiotic environment data were described and analysed using the descriptive statistical analysis method. Following the discovery of existing ant colonies, specimens were carefully transferred to plastic containers and were transported and kept together in the laboratory.

### Experimental Study Design

The study of *M. castanea* ants was conducted at the Bandar Khalifah PTPN 2 plantation in Deli Serdang Regency, North Sumatra (3°39'14.9"N 98°48'14.0"E). As part of the conservation efforts, a colony of *M. castanea* ants was introduced into two decaying oil palm trunks, each measuring 35 cm in diameter and 25 cm in thickness. In one of the palm trunks, a hole with a diameter of 15 cm and a depth of 5 cm was created to house 50 *M. castanea* ants and five *O. rhinoceros* second instar larvae (Figure 2). The experiment was repeated five times. The hole was then filled with another trunk. The trunk was strategically placed in two locations: One at the frond stack, and another in the trunk heap. These trunks were exposed in the field for five days. The trunks were then unsealed to assess the presence of *M. castanea* ants, with subsequent quantification and recording of the remaining ant population and prey mortality. The data observed was analysed statistically using t-test.




Figure 2. (a) Palm trunks conservation, (b) *O. rhinoceros* larvae as a prey and (c) colonies *M. castanea*.

### The Exploration to Detect the Presence of *M. castanea*

The presence of *M. castanea* colonies (Figure 3) in various oil palm plantations in several districts and cities of North Sumatra is shown in Figure 4. *M. castanea* belongs to the primitive ant group of the Amblyoponinae family, which is usually found

in the forest and commonly lives on rotting logs (Wilson, 1971). *M. castanea* ant nests were rarely found in plantations with young palms because rotting trunks are rare.




Figure 3. *M. castanea* colonies; (a) larvae; (b) ant worker and (c) pupae.

Environmental factors strongly influence the presence of ants in an ecosystem. The abiotic environment within the colony of *M. castanea* ants in this exploratory study is shown in Table 1. The mean temperature obtained ranged from 28.77°C-30.44°C, while the mean humidity was 69.75%-76.33%. The mean pH found was 6.05-6.20. The abiotic environment factors such as temperature, humidity and light conditions affect the foraging patterns, distribution and activity of the ant species (Philip *et al.*, 2018).

Land use changes affect the availability of suitable habitats for ants, leading to shifts in ant species composition and a decrease in ant diversity (Johari *et al.*, 2021; Philip *et al.*, 2018). The ecological roles of plants in oil palm plantations, which provide ground cover to regulate soil moisture and producing litter for nutrient formation, can impact the availability of resources for ant species that nest in decaying logs (Nahlunnisa & Kwatrina, 2023; Syarif *et al.*, 2024). According to Widiastuty *et al.* (2019), the average temperature within *M. castanea* nests was around 29°C, while the average ground surface temperature in immature plantations was generally higher than in mature plantations. This is because the palm crowns in the mature plantations have overlapped with each other, hence lowering the temperature of the ground surface.

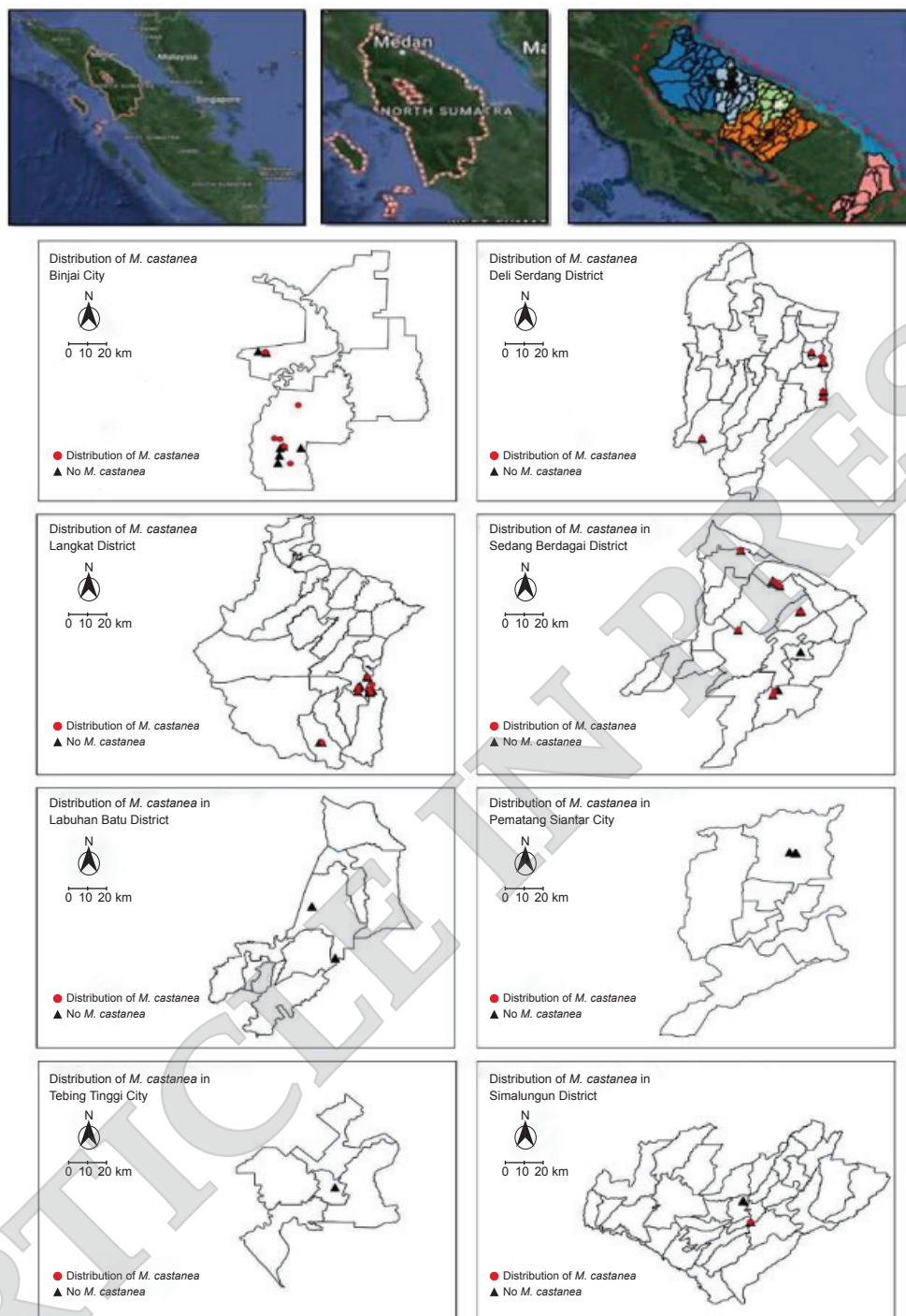


Figure 4. Distribution of *M. castanea* ants in several oil palm plantations in several districts/cities in North Sumatra province.

TABLE 1. THE AVERAGE ABIOTIC ENVIRONMENTAL CONDITIONS OF *M. castanea* NEST IN SEVERAL OIL PALM PLANTATIONS

Regency	Temperature (°C)	Humidity (%)	pH
Binjai	29.55 ± 0.63	74.75 ± 2.38	6.05 ± 0.21
Langkat	30.16 ± 0.47	70.20 ± 3.53	6.12 ± 0.18
Deli Serdang	30.44 ± 0.45	69.75 ± 0.88	6.08 ± 0.20
Serdang Bedagai	29.81 ± 0.63	70.06 ± 0.97	6.20 ± 0.23
Simalungun	28.77 ± 0.36	76.33 ± 1.78	6.07 ± 0.09

There are very few fallen oil palm trunks in private plantations, particularly in the Labuhan Batu Regency, causing fewer chances for the *M. castanea* to build their nests. Private plantations are typically very strict in keeping their plantations free of decaying oil palm trunks, as it is feared that they will become breeding sites for *O. rhinoceros* beetles (Egonyu *et al.*, 2022). The oil palm plantations in the Labuhan Batu district were planted on peat soil, with an average pH of 4.28. The presence of organisms and microorganism activity is also determined by acidic soil pH conditions. Many microorganisms, including fungi and bacteria, are involved in the weathering of wood. These microorganisms have less activity in decomposing cellulose compounds in acidic soil than in neutral soil pH conditions (Hafif *et al.*, 2022). Furthermore, not every oil palm trunk site investigated will have the *M. castanea* ant colony. There are many abiotic factors which influence ants to build nests or colonies in the decaying trunks. Temperature, humidity and the degree of weathering in the wood will all influence the nesting of the ants. Widiastuty *et al.* (2019) discovered that the C/N ratio of oil palm trunks that have weathered between 66%-69% can become conducive for *M. castanea* ants to build their nest.

The larvae of *O. rhinoceros* are not always found in every rotting oil palm trunk. If no *O. rhinoceros* larvae were discovered in the fallen trunk, most likely, there would be no *M. castanea* ant colony defected. The absence of the prey in an ecosystem will undoubtedly affect the higher trophic level (natural enemies), hence reducing the chances of finding their population in the ecosystem (Suman *et al.*, 2023). *M. castanea* ants are predatory ants with a narrow prey range, as opposed to other predators in general, which typically have a broad prey range. *M. castanea* is a predator that feeds on the hemolymph fluid of Coleoptera larvae (Ito, 2010).

### ***Myopopone castanea* Ant Colonies**

The *M. castanea* ant colonies which are mainly found in several oil palm plantations are mostly occurring without the alate queen. As shown in Table 2, only a small number of colonies have a comprehensive caste system. *M. castanea* ants only have two castes in their colony, namely the worker caste and the reproductive caste, which consist of winged male and female ants. If the female ant has mated with a male ant, they will shed their wings and function as a queen in the colony (Widiastuty *et al.*, 2020).

Most ant colonies found in exploratory research were colonies that did not have an alate queen. This phenomenon is called gamergate. The

gamergate phenomenon, which is characterised by the absence of reproductive castes but with the presence of groups of eggs, was observed in several ant colonies. The gamergate phenomenon describes a scenario in which the worker ants gain the ability to reproduce sexually after mating. Most ant species have sterile female worker ants; however, the gamergate phenomenon has been observed in taxa where the worker ants have sperm reservoirs that function similarly to a spermatheca (Peeters & Fisher, 2016; Schmidt & Shattuck, 2014).

According to Ito (2010), the *M. castanea* worker ants have ovarioles that are similar to those of the queen ants. This factor strengthens the suggestion that these ants may also exhibit the gamergate phenomenon, although there was no previous research to explain why and how the gamergate phenomenon occurs in *M. castanea* ants.

### **Conservation of the Ant *M. castanea***

The conservation efforts for the *M. castanea* ant were carried out in two distinct locations: The frond stack and sites where there were abundant decomposing oil palm trunks heaps resulting from the previous replanting activities. During the five day field experiment, the predation rate of *M. castanea* ants had reached up to 80% in frond stack, and 68% in trunk heap areas. Notably, the number of individual ants remaining after the exposure period was higher in the frond stack than in trunk heap locations (Figure 4). The t-test analysis for the number of remaining ants revealed a significant correlation effect ( $R = 0.3202, p = 0.00125$ ), however, the t-test analysis for predation on the frond stack and the trunk heap showed no significant effect ( $R = -0.1648, p = 0.52913$ ).

The increased predation rate in the frond stack was likely attributed to a large number of ant colonies that remained in the conservation trunks, sustaining the predation process for as long as the colonies remained. In contrast, fewer individual ants were observed in the trunk heaps locations, raising the possibility that *M. castanea* ants may have emigrated to other decomposing oil palm trunks. Widiastuty *et al.* (2021) discovered that when given the choice of odour between rotting palm oil trunks and *O. rhinoceros* prey, *M. castanea* ants prefer the odour of decomposing palm oil trunks over that of their prey. This preference can be explained by the idea that ants prioritise habitat or niche selection to protect their colony. Eventually, they would engage in predation to meet the nutritional needs of their colony. Foraging requirements, resource availability, the presence of similar species, and physiological considerations are all factors that influence their habitat selection (Stahlschmidt & Johnson, 2018).

TABLE 2. *Myopopone castanea* ANT COLONIES FOUND IN SEVERAL OIL PALM PLANTATIONS

Regency/ City	Point sample	Number of ants	Ants colonies			
			Eggs	Larva	Pupa	Reproductive castes
Binjai	1	87	0	65	0	
	2	263	123	144	86	Female = 3 Male = 6
	3	135	0	82	0	
	4	87	0	66	54	
	5	112	0	80	24	
	6	76	0	0	77	
	7	134	0	88	65	
	8	65	0	77	54	
Langkat	1	98	67	53	34	-
	2	156	0	78	30	
	3	185	0	88	57	
	4	68	0	45	23	
	5	72	0	0	69	
Deli Serdang	1	238	147	98	113	Female = 4 Male = 6
	2	146	0	75	10	
	3	62	0	43	65	
	4	167	0	78	49	
	5	138	87	98	43	-
	6	96	0	42	38	
	7	120	0	65	45	
	8	97	0	0	64	
Serdang Bedagai	1	190	0	95	86	
	2	95	0	89	38	
	3	178	0	60	49	
	4	243	110	147	124	Female = 4 Male = 8
	5	124	0	152	0	-
	6	112	0	78	97	
	7	90	78	65	0	
	8	92	0	77	60	
	9	256	167	190	178	Female = 5 Male = 10
	10	88	0	89	77	
	11	102	0	75	64	
	12	99	0	57	66	
	13	198	87	102	48	
	14	77	0	68	54	
	15	89	0	69	77	
	16	105	0	79	65	
Simalungun	1	245	118	238	174	Female = 8 Male = 18
	2	176	0	189	123	-
	3	104	0	97	62	-

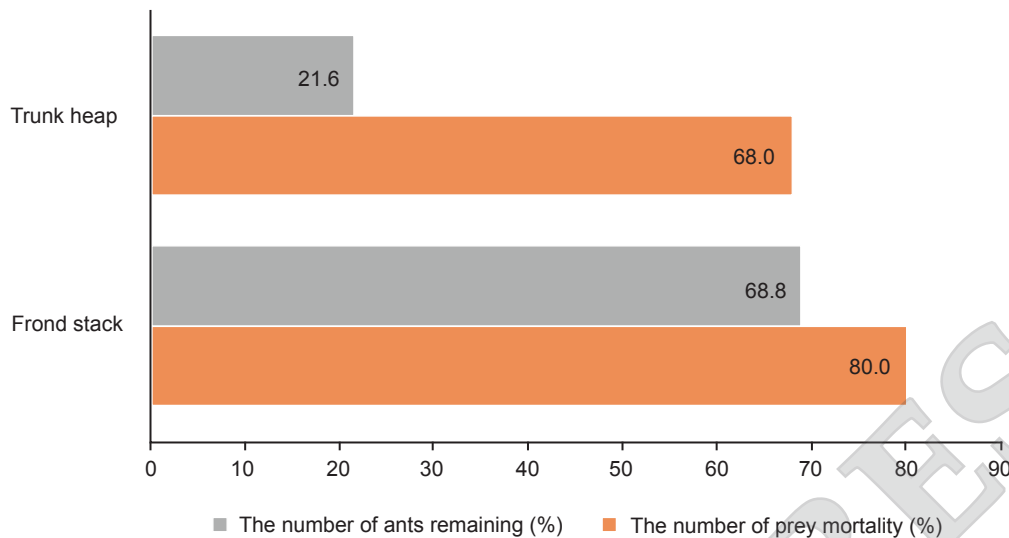


Figure 4. Percentage of the number of dead prey and the number of ants remaining in the conservation log.

The number of ants left in the conservation trunk heaps was found to be lower than at the frond stacks. This disparity was attributed to the possibility that the ant colonies in the trunk heaps may have shifted to the other decomposing heaps of oil palm trunks, as the volatile odour emanating from the rotting palm oil trunks is especially appealing to the ants.

Decomposing oil palm trunks emit a wide range of volatile compounds, the majority of which are hydrocarbons. The results of GC-MS analysis conducted by Widihastuty *et al.* (2021) on weathered oil palm trunks found that the dominant volatile compound was naphthalene, 2-methyl-(CAS)2-methylnaphthalene. Ants frequently communicate using hydrocarbon compounds (Chomicki & Renner, 2017; Sprenger & Menzel, 2020). Wooden logs that have decayed extensively emit a strong odour of volatile hydrocarbons, making them more appealing to ants (Hailini *et al.*, 2020). Huber and Knaden (2018) also discovered that ants, such as *Cataglyphis fortis*, are adept at distinguishing the odour of their nest from the smell of the food provided to them.

## CONCLUSION

The presence of *M. castanea* ants in oil palm plantations can still be found, but requires many explorations as their colonies are rare. As a result, immediate conservation measures are required to ensure the continued existence of these ants as effective biological agents, especially for *O. rhinoceros*. Ant conservation can be accomplished by strategically placing oil palm trunks in the

frond stack areas and other locations that do not interfere with plantation operations. This proactive approach aims to provide suitable habitats for *M. castanea* ants, fostering their colonies and contributing to their role as important contributors to the ecological balance of the oil palm ecosystem.

## ACKNOWLEDGEMENT

We would like to thank the LP USU (Research Institutions USU) and LPPM UMSU (Research and Community Service Institutions UMSU) Medan for supporting this research through the Collaboration Research of University (Penelitian Kolaborasi Perguruan Tinggi) Scheme.

## REFERENCES

- Badan Pusat Statistik. (2022). *Statistik Kelapa Sawit Indonesia 2021*. Direktorat Statistik Tanaman Pangan, Hortikultura, dan Perkebunan (Ed.). BPS. <https://www.bps.go.id/publication/2022/11/30/254ee6bd32104c00437a4a61/statistik-kelapa-sawit-indonesia-2021.html>
- Bessou, C., Verwilghen, A., Beaudoin-Ollivier, L., Marichal, R., Ollivier, J., Baron, V., Bonneau, X., Carron, M. P., Snoeck, D., Naim, M., Aryawan, A. A. K., Raoul, F., Giraudoux, P., Surya, E., Sihombing, E., & Caliman, J. P. (2017). Agroecological practices in oil palm plantations: Examples from the field. *OCL - Oilseeds and Fats, Crops and Lipids*, 24(3). <https://doi.org/10.1051/ocl/2017024>

- Cheng, Y., Yu, L., Xu, Y., Lu, H., Cracknell, A. P., Kanniah, K., & Gong, P. (2019). Mapping oil palm plantation expansion in Malaysia over the past decade (2007-2016) using ALOS-1/2 PALSAR-1/2 data. *International Journal of Remote Sensing*, 40(19), 7389–7408. <https://doi.org/10.1080/01431161.2019.1580824>
- Chomicki, G., & Renner, S. S. (2017). The interactions of ants with their biotic environment. *Proceedings of the Royal Society B: Biological Sciences*, 284(1850). <https://doi.org/10.1098/rspb.2017.0013>
- Danylo, O., Pirker, J., Lemoine, G., Ceccherini, G., See, L., McCallum, I., Hadi, Kraxner, F., Achard, F., & Fritz, S. (2021). A map of the extent and year of detection of oil palm plantations in Indonesia, Malaysia, and Thailand. *Scientific Data*, 8(1), 4–11. <https://doi.org/10.1038/s41597-021-00867-1>
- Dislich, C., Keyel, A. C., Salecker, J., Kisel, Y., Meyer, K. M., Auliya, M., Barnes, A. D., Corre, M. D., Darras, K., Faust, H., Hess, B., Klasen, S., Knohl, A., Kreft, H., Meijide, A., Nurdiansyah, F., Otten, F., Pe'er, G., Steinebach, S., & Wiegand, K. (2017). A review of the ecosystem functions in oil palm plantations, using forests as a reference system. *Biological Reviews*, 92(3), 1539–1569. <https://doi.org/10.1111/brv.12295>
- Egonyu, J. P., Baguma, J., Martínez, L. C., Priwiratama, H., Subramanian, S., Tanga, C. M., Anankware, J. P., Roos, N., & Niassy, S. (2022). Global advances on insect pest management research in oil palm. *Sustainability (Switzerland)*, 14(23), 1–24. <https://doi.org/10.3390/su142316288>
- Exélis, M. P., Ramli, R., Abdul Latif, S. A., Idris, A. H., Clemente-Orta, G., & Kermorvant, C. (2024). Elucidating the daily foraging activity pattern of *Oecophylla smaragdina* to minimize bite nuisances in Asia large agro-system plantations. *Heliyon*, 10(4). <https://doi.org/10.1016/j.heliyon.2024.e26105>
- Falahudin. (2013). Peranan semut rangrang (*Oecophylla smaragdina*) dalam pengendalian biologis pada perkebunan kelapa sawit. *Konferensi AICIS XII*, 2604–2618.
- Fauzana, H., Arda, F., Nelvia, Rustam, R., & Puspita, F. (2020). Test on several concentrations of *Metarhizium anisopliae* (Metsch) Sorokin in palm oil empty fruit bunch compost (metankos) to infecting *Oryctes rhinoceros* larvae. *Journal of Physics: Conference Series*, 1655(1). <https://doi.org/10.1088/1742-6596/1655/1/012021>
- Hafif, B., Sasmita, K. D., Khaerati, & Wibowo, N. A. (2022). Comparison of decomposition and adaptation capability of indigenous peat cellulolytic microorganisms. *IOP Conference Series: Earth and Environmental Science*, 1038(1). <https://doi.org/10.1088/1755-1315/1038/1/012001>
- Hailini, Z. H. N., Seman, I. A., Noor, M. A. M., & Aripin, S. M. S. (2020). A feasibility study on volatile organic compounds profiling of oil palm-ganoderma infected wood for basal stem rot detection. *Malaysian Journal of Analytical Sciences*, 24(4), 599–614.
- Huber, R., & Knaden, M. (2018). Desert ants possess distinct memories for food and nest odors. *Proceedings of the National Academy of Sciences of the United States of America*, 115(41), 10470–10474. <https://doi.org/10.1073/pnas.1809433115>
- Indriyanti, D. R., Widiyaningrum, P., Haryuni, Slamet, M., & Maretta, Y. A. (2017). Effectiveness of *Metarhizium anisopliae* and entomopathogenic nematodes to control *Oryctes rhinoceros* larvae in the rainy season. *Pakistan Journal of Biological Sciences*, 20(7), 320–327. <https://doi.org/10.3923/pjbs.2017.320.327>
- Indriyanti, D. R., Wijayanti, D., & Setiati, N. (2021). The effect of *Beauveria bassiana* on the larvae of *Oryctes rhinoceros*. *Journal of Physics: Conference Series*, 1918(5). <https://doi.org/10.1088/1742-6596/1918/5/052091>
- Ito, F. (2010). Notes on the biology of the Oriental amblyoponine ant *Myopopone castanea*: Queen-worker dimorphism, worker polymorphism, and larval hemolymph feeding by workers (Hymenoptera: Formicidae). *Entomological Science*, 13(2), 199–204. <https://doi.org/10.1111/j.1479-8298.2010.00384.x>
- Johari, A., Hermanto, M. A., & Wulandari, T. (2021). Ant diversity inhabited oil palm plantations in a peatland in Sumatra, Indonesia. *Nusantara Bioscience*, 13(2), 158–163. <https://doi.org/10.13057/nusbiosci/n130204>
- Köhne, M. (2014). Multi-stakeholder initiative governance as assemblage: Roundtable on Sustainable Palm Oil as a political resource in land conflicts related to oil palm plantations. *Agriculture and Human Values*, 31(3), 469–480. <https://doi.org/10.1007/s10460-014-9507-5>
- Mokoginta, M. M., & Mohamad, Y. (2022). Refugia as an environmentally friendly plant for increasing production and income of corn farmers. *Journal*

- La Lifesci*, 3(1), 45–53. <https://doi.org/10.37899/journallalifesci.v3i1.609>
- Nahlunnisa, H., & Kwatrina, R. T. (2023). The role of plant species diversity in maintaining ecological balance in oil palm plantation. *IOP Conference Series: Earth and Environmental Science*, 1243(1), 012015. <https://doi.org/10.1088/1755-1315/1243/1/012015>
- Nasution, L., Corah, R., Nuraida, N., & Siregar, A. Z. (2018). Effectiveness of *Trichoderma* and *Beauveria bassiana* on larvae of *Oryctes rhinoceros* on palm oil plant (*Elaeis guineensis* Jacq.) *in vitro*. *International Journal of Environment, Agriculture and Biotechnology*, 3(1), 158–169. <https://doi.org/10.22161/ijeab/3.1.20>
- Nurdiansyah, F., Denmead, L. H., Clough, Y., Wiegand, K., & Tschardtke, T. (2016). Biological control in Indonesian oil palm potentially enhanced by landscape context. *Agriculture, Ecosystems and Environment*, 232, 141–149. <https://doi.org/10.1016/j.agee.2016.08.006>
- Peeters, C., & Fisher, B. L. (2016). Gamergates (mated egg-laying workers) and queens both reproduce in *Euponera sikorae* ants from Madagascar. *African Entomology*, 24(1), 180–187. <https://doi.org/10.4001/003.024.0180>
- Philip, A. J., Fayle, T. M., & Yusah, K. M. (2018). Selectively logging old-growth rain forest twice changes canopy ant species composition, while conversion to oil palm changes composition and reduces species richness and diversity. *Journal of Tropical Biology & Conservation (JTBC)*, 15(May), 139–154. <https://doi.org/10.51200/jtbc.v15i0.1484>
- Pierre, E. M., & Idris, A. H. (2013). Studies on the predatory activities of *Oecophylla smaragdina* (Hymenoptera: Formicidae) on *Pteroma pendula* (Lepidoptera: Psychidae) in oil palm plantations in Teluk Intan, Perak (Malaysia). *Asian Myrmecology*, 5(1), 163–176.
- Pujiastuti, Y., Hendrawansyah, & Hendarjanti, H. (2022). Propagation of entomopathogenic bacteria *Bacillus thuringiensis* in various agricultural waste and its effectivity against *Oryctes rhinoceros* (Coleoptera: Scarabaeidae). *IOP Conference Series: Earth and Environmental Science*, 995(1). <https://doi.org/10.1088/1755-1315/995/1/012054>
- Rahayuwati, S., Kusumah, Y., Prawirosukarto, S., Dadang, & Santoso, T. (2020). The status of *Oryctes rhinoceros* Nudivirus (OrNV) infection in *Oryctes rhinoceros* (Coleoptera: Scarabaeidae) in Indonesia. *Journal of Oil Palm Research*, 32(4), 582–589. <https://doi.org/10.4324/9780203964675.ch6>
- Rizali, A., Karindah, S., Himawan, T., Meiadi, M. L. T., Rahardjo, B. T., Nurindah., & Sahari, B. (2019). Parasitoid wasp communities on oil palm plantation: Effects of natural habitat existence are obscured by lepidopteran abundance. *Journal of Asia-Pacific Entomology*, 22(3), 903–907. <https://doi.org/10.1016/j.aspen.2019.07.012>
- Schmidt, C. A., & Shattuck, S. O. (2014). The higher classification of the ant subfamily *Ponerinae* (Hymenoptera: Formicidae), with a review of Ponerine ecology and behavior. *Zootaxa* 3817(1), 1–242. <https://doi.org/10.11646/zootaxa.3817.1.1>
- Sprenger, P. P., & Menzel, F. (2020). Cuticular hydrocarbons in ants (Hymenoptera: Formicidae) and other insects: How and why they differ among individuals, colonies, and species. *Myrmecological News*, 30, 1–26. [https://doi.org/10.25849/myrmecol.news\\_030:001](https://doi.org/10.25849/myrmecol.news_030:001)
- Stahlschmidt, Z. R., & Johnson, D. (2018). Moving targets: Determinants of nutritional preferences and habitat use in an urban ant community. *Urban Ecosystems*, 21(6), 1151–1158. <https://doi.org/10.1007/s11252-018-0796-0>
- Suman, K., Prakash, I., Singh, M. K., & Prasad, S. (2023). Insect-plant interaction and tritrophic interaction effect. *Vigyan Varta*, 4(6), 248–251.
- Suryanto, T. (2020). Uji efektivitas *Metarhizium anisopliae* sebagai pengendali larva *Oryctes rhinoceros* di perkebunan kelapa sawit. *Jurnal Citra Widya Edukasi*, 12(2), 143–148.
- Susanti, R., Bakti, D., & Marheni. (2017). Koloni semut *Myopopone castanea* Smith (Hymenoptera: Formicidae) sebagai predator *Oryctes rhinoceros* L. (Coleoptera: Scarabaeidae) pada ongkongan batang sawit di laboratorium. *Jurnal Pertanian Tropik*, 4(2), 182–185. <https://doi.org/10.32734/jpt.v4i2.3086>
- Syarif, M. N. Y., Ahmad, S. S., Nurulhidayah, S., Masri, M. M. M., & Seman, I. A. (2024). Insect community associated with *Ganoderma* basidiocarps in oil palm plantations of Sabah. *Journal Palm Oil Research*. <https://doi.org/10.21894/jopr.2024.0005>
- Tan, K. T., Lee, K. T., Mohamed, A. R., & Bhatia, S. (2009). Palm oil: Addressing issues and towards sustainable development. *Renewable*

- and Sustainable Energy Reviews*, 13(2), 420–427. <https://doi.org/10.1016/j.rser.2007.10.001>
- Tawakkal, M. I., Buchori, D., Rizali, A., Sari, A., & Pudjianto, P. (2019). Parasitoid diversity and host-parasitoid interaction in oil palm plantations with different management system. *Jurnal Perlindungan Tanaman Indonesia*, 23(1), 39. <https://doi.org/10.22146/jpti.31232>
- Webber, D., & Atchanah, L. (2015). Environment and sustainability - The role of the Roundtable on Sustainable Palm Oil. *Planter*, 91(1073), 549–553.
- Widihastuty. (2020). Bioekologi *Myopopone castanea* Smith (Hymenoptera: Formicidae) sebagai pemangsa larva kumbang tanduk *Oryctes rhinoceros* Linn. (Coleoptera: Scarabaeidae). Universitas Sumatera Utara.
- Widihastuty, Tobing, M. C., Marheni, Kuswardani, R. A., & Fudholi, A. (2020). Biological aspects of *Myopopone castanea* on its prey *Oryctes rhinoceros* larvae. *Journal of Insect Physiology*, 125(July), 104089. <https://doi.org/10.1016/j.jinsphys.2020.104089>
- Widihastuty, W., Susanti, R., & Fadhillah, W. (2021). Semiochemical interaction between *Myopopone castanea* Smith with its prey *Oryctes rhinoceros* Linn. larvae. *Serangga*, 26(3), 99–109. <https://ejournal.ukm.my/serangga/article/view/45130/12188>
- Widihastuty, W., Tobing, M. C., Marheni, M., & Kuswardani, R. A. (2019). Microhabitat characteristics of *Myopopone castanea* (Hymenoptera: Formicidae) in oil palm plantation. *International Journal of Entomological Research*, 7(1), 19–25. <https://doi.org/10.33687/entomol.007.01.2731>
- Wilson, E. O. (1971). *The insect societies*. Harvard University Press.
- Wood, B. J., & Norman, K. (2019a). A review of developments in integrated pest management (IPM) of bagworm (Lepidoptera: Psychidae) infestation in oil palms in Malaysia. *Journal of Oil Palm Research*, 31(4), 529–539.
- Wood, B. J., & Norman, K. (2019b). Infestation in the centennial of the Malaysian oil palm industry - A review of causes and control. *Journal of Oil Palm Research*, 31(3), 364–380.